

Thermally Induced Solid-State Synthesis of Fluorine-Containing Poly(ether oxadiazole)

Yuka Maruyama, Yukihiro Maeda, Kanji Wakabayashi, Shinichi Yamazaki, Kunio Kimura

Department of Material and Energy Science, Division of Sustainability of Resources, Graduate School of Environmental Science, Okayama University, Okayama 700-8530, Japan

Received 17 November 2009; accepted 6 March 2010

DOI 10.1002/app.32391

Published online 13 May 2010 in Wiley InterScience (www.interscience.wiley.com).

ABSTRACT: Synthesis of poly[oxy-(2,3,5,6-tetrafluoro-1,4-phenylene)-(1,3,4-oxadiazol-2-yl)-1,4-phenylene] (F-PEOz) was examined by nucleophilic aromatic substitution reaction of 2-(4-hydroxyphenyl)-5-pentafluorophenyl-1,3,4-oxadiazole (HPOz). Only low molecular weight F-PEOz or crosslinked insoluble polymers were obtained by the solution polymerization with bases. In contrast, thermally induced solid-state polymerization of HPOz potassium salts at 180°C for 1 h gave fully soluble F-PEOz with the yield of 84% and its reduced viscosity was 0.66 dL g⁻¹. The longer polymerization time gave insoluble polymers

due to the crosslinking reaction even in solid state. The solid-state polymerization did not undergo topochemically and it proceeded in an amorphous state. The crosslinking reaction was slightly inhibited by the solid-state polymerization. F-PEOz exhibited excellent solubility, high T_g of 246°C and good thermal stability. © 2010 Wiley Periodicals, Inc. *J Appl Polym Sci* 118: 91–98, 2010

Key words: high-performance polymer; heteroatom-containing polymer; fluorine-containing polymer; poly(ether oxadiazole); solid-state polymerization

INTRODUCTION

Incorporation of fluorine atoms into polymer chains leads to polymers with increased solubility, thermal stability, and glass transition temperature as also leading to decreased color, crystallinity, dielectric constant, and moisture absorption. Owing these advantages, many types of fluorine-containing aromatic polymers have been synthesized as high-performance materials for optical and microelectronics devices, aerospace application, gas separation membranes, and so on.^{1–4} Fluorine-containing aromatic polymers, such as poly(arylene ether ketone), poly(arylene ether sulfone), and so on, have been synthesized,^{5–9} and the demand for these fluorine-containing aromatic polymers increases.

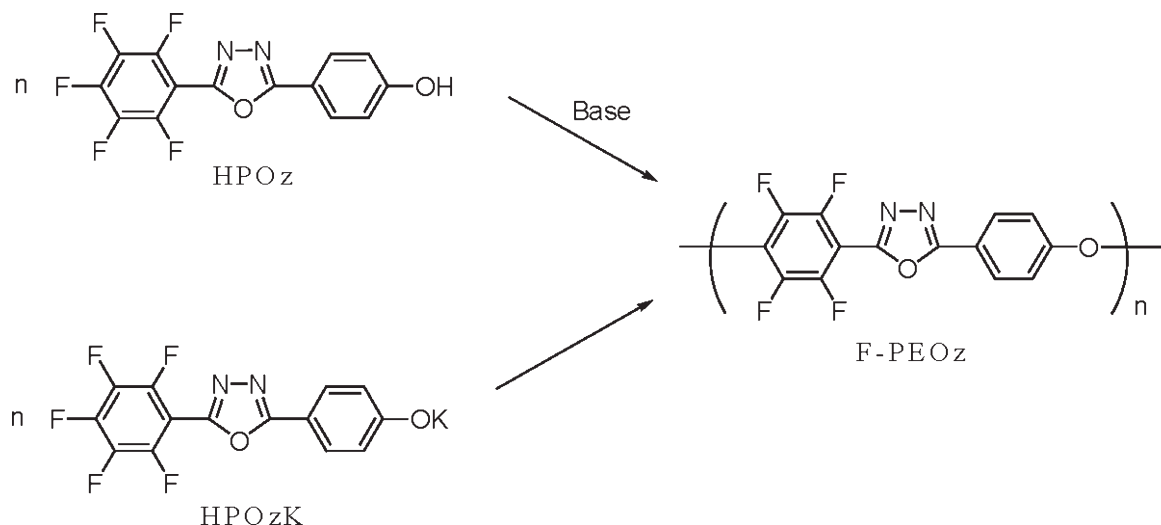
Poly(arylene 1,3,4-oxadiazole)s had been developed as a class of thermally stable polymers.^{10–12} Because of their excellent heat and solvent resistance, they have been used for high-performance materials. Recently, their optical and electronic properties have been receiving attention to create novel devices^{13–17} as well as high-performance materials.^{18–24} Because they have limited solubility in common organic solvents, they are generally processed from the soluble polyhydrazide precursors. Fluorine-

containing poly(arylene ether 1,3,4-oxadiazole)s were prepared by the nucleophilic aromatic substitution reaction of 2,5-bis(2,3,4,5,6-pentafluorophenyl)-1,3,4-oxadiazole and various bisphenols to improve their solubility by the incorporation of 2,3,5,6-tetrafluoro-1,4-phenylene moiety.^{25,26} These fluorine-containing poly(arylene ether 1,3,4-oxadiazole)s exhibited high T_g and good thermal stability beside excellent solubility. Although polymerizations by the nucleophilic aromatic substitution reaction are usually carried out at 180–200°C, they could be synthesized at lower temperature of 80°C because of the quite high reactivity of 2,5-bis(2,3,4,5,6-pentafluorophenyl)-1,3,4-oxadiazole.

Thermally induced solid-state polymerization had been studied and many types of polymerizations had been developed so far.²⁷ Solid-state polymerization has been recently paid much attention from the viewpoint of environmentally benign polymerization. Aliphatic polyesters, such as polyglycolide^{28,29} and polylactide,³⁰ had been synthesized. Aromatic polyesters such as poly(hydroxymethylbenzoic acid)s were also prepared by solid-state polymerization from sodium and potassium 4- or 3-halogenomethylbenzoate.^{31,32} These studies strongly suggest that if the monomer possesses enough high reactivity under its decomposition temperature, the nucleophilic aromatic substitution reaction occurs in solid-state. On the basis of these previous studies, it can be expected that the fluorine-containing poly(ether 1,3,4-oxadiazole) is synthesized by thermally induced polymerization in solid-state. 2-(4-Hydroxyphenyl)-5-pentafluorophenyl-1,3,4-oxadiazole (HPOz)

Correspondence to: K. Kimura (polykim@cc.okayama-u.ac.jp).

Contract grant sponsors: Nippon Shokubai Co., Ltd.



Scheme 1 Synthesis of F-PEOz.

is a monomer of F-PEOz. This self-polymerizable monomer is desirable for the solid-state polymerization because of the stoichiometric condition. Hence, this article reports the synthesis of F-PEOz by the solid-state polymerization of HPOz as shown in Scheme 1.

EXPERIMENTAL

Materials

2,3,4,5,6-Pentafluorobenzoic acid was a gift of Nippon Shokubai Co. 4-Hydroxybenzhydrazide, thionyl chloride, *N,N*-dimethylacetamide (DMAc), and 1-methyl-2-pyrrolidinone (NMP) were purchased from Aldrich Co. 4-Hydroxybenzhydrazide and thionyl chloride were used as received. DMAc and NMP were purified by distillation under reduced pressure over calcium hydride and stored over 4 Å molecular sieves.

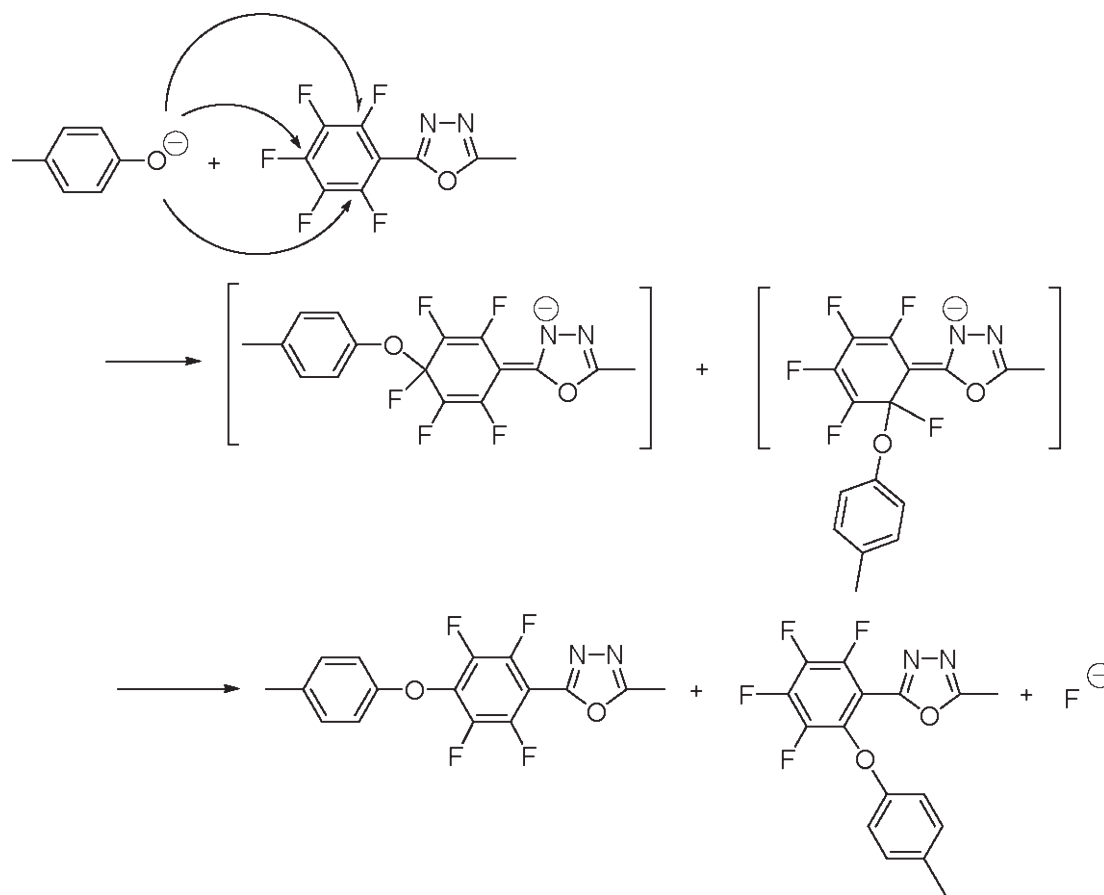
Characterization

NMR spectra were recorded on a JEOL AL300 SC-NMR at 300 MHz (^1H) and 298 MHz (^{19}F). 4,4'-Difluorobenzophenone was used as an internal standard for ^{19}F -NMR measurements. FT-IR spectra were measured on a JASCO FT/IR-410 spectrometer. Morphology of products was observed on a HITACHI S-3500N scanning electron microscope (SEM). Samples were dried, sputtered with platinum-palladium, and observed at 20 kV. Wide angle X-ray scattering (WAXS) pattern was measured on a Rigaku Gaijer Flex with nickel-filtered $\text{CuK}\alpha$ radiation (35 kV, 20 mA). Differential scanning calorimetry (DSC) was performed on a Perkin-Elmer DSC 7 at a scanning rate of $10^\circ\text{C min}^{-1}$ in nitrogen atmosphere. Temperature and heat flow were calibrated using indium and zinc as the standards. Thermal stability was measured by thermogravimetric analysis on a Perkin-Elmer

TGA 7 at a heating rate of $10^\circ\text{C min}^{-1}$ in nitrogen atmosphere. Reduced viscosity (η_{sp}/C) was measured with an Ostwald-Fenske viscometer in DMAc at a concentration of 0.5 dL g^{-1} at 25°C . Water contact angle was measured on a contact angle meter CA-D, Kyowa Kaimen Co. A film was prepared on a glass plate by casting the polymer solution in DMAc, and the contact angle was measured on a film surface on the glass plate, because the film was slightly brittle.

Synthesis of HPOz

Into a solution of 4-hydroxybenzhydrazide (7.26 g, 47.7 mmol) in 30 mL of NMP, a solution of 2,3,4,5,6-pentafluorobenzoyl chloride (11.00 g, 47.7 mmol), which was synthesized from 2,3,4,5,6-pentafluorobenzoic acid and thionyl chloride according to the previous procedure,⁵ in 44 mL of NMP was slowly added at -10°C and the mixture was stirred at -10°C for 12 h. The mixture was poured into water and white solids were collected by filtration. The obtained white solids were dried under vacuum at 30°C for 12 h. Recrystallization from a mixture of methanol and water gave 1-(4-hydroxyphenyl)-4-pentafluorophenylhydrazide (HPH) with the yield of 73.0% (12.1 g). A solution of HPH (3.98 g, 11.5 mmol), 0.4 mL of pyridine and 20 mL of thionyl chloride was refluxed for 2 h. Excess of thionyl chloride was stripped off under vacuum, and the obtained solids were washed with water and dried under vacuum at 30°C for 12 h. Recrystallization from methanol gave white crystals of HPOz with the yield of 98% (3.7 g). T_m : 248°C . IR(KBr, cm^{-1}): 3060–2630 (phenolic OH), 2939 (aromatic C–H), 1247 (aromatic C–O–C–), 1654 (1,3,4-oxadiazole C=N), 996 (1,3,4-oxadiazole C–O–C–). $^1\text{H-NMR}$ (CD_3OD) δ (ppm): 10.46 (s, OH, 1H), 7.91 (d, aromatic, 2H), 6.99 (d, aromatic, 2H). $^{19}\text{F-NMR}$ ($\text{DMSO-}d_6$) δ (ppm):



Scheme 2 Reaction mechanism of nucleophilic aromatic substitution reaction.

−132.8 (aromatic, 2F), −144.7 (aromatic, 1F), −156.6 (aromatic, 2F). Anal. Calcs. for $C_{14}H_5O_2N_2F_5$: C, 51.23; H, 1.53; N, 8.53. Found: C, 50.99; H, 1.43; N, 8.32.

Solution polymerization of HPOz

Into a 10 mL flask equipped with a Dean-Stark trap, a condenser, a magnet stirrer, and nitrogen inlet and outlet tubes were placed HPOz (0.10 g, 0.30 mmol), potassium carbonate (0.042 g, 0.15 mmol), 0.4 mL of NMP, and 2 mL of toluene. The mixture was refluxed for 3 h with eliminating by-produced water by azeotropic distillation and then toluene was distilled over. The solution was stirred for 20 h. The reaction mixture was allowed to cool to 25°C and poured into water containing 1% acetic acid under vigorous stirring. The precipitated polymers were collected by filtration, washed twice with water, and then dried at 50°C under vacuum.

Solution polymerization of HPOz potassium salt (HPOzK)

Potassium hydroxide (0.061 g, 0.91 mmol) and dried methanol (7 mL) were placed into a round flask equipped with gas inlet and out let tubes, a

magnetic stirrer, and a thermometer. HPOz (0.30 g, 0.91 mmol) was added to this solution and then the mixture was stirred at 25°C for 30 min. After evaporating methanol, HPOzK was dried under vacuum at 30°C for 6 h. NMP (1.2 mL) was added into this HPOzK and the mixture was heated up to 150°C with stirring. The mixture was polymerized at 150°C for 10 h. After being allowed to cool at 25°C, the mixture was poured into water containing 1% acetic acid under vigorous stirring. Precipitated polymers were collected by filtration, washed with water and methanol, and then dried at 50°C under vacuum. The polymers were obtained with the yield of 96% (0.27 g). Polymerizations in solution under other conditions were also carried out by the similar manner.

Solid-state polymerization

HPOzK was placed in a round flask equipped with gas inlet and outlet tubes. They were heated at 180°C in N_2 for 1 h. After cooling at 25°C, the solids were put into water containing 1% acetic acid under vigorous stirring. Precipitated polymers were collected by filtration, washed with water and methanol, and then dried at 50°C under vacuum. The polymers were obtained with the yield of 84%

TABLE I
Results of Solution Polymerization

Run no.	Polymerization condition ^a				Yield (%)	η_{sp}/C^b (dL g ⁻¹)	Insoluble part ^c (wt %)
	Monomer	Base	Temperature (°C)	Time (h)			
1	HPOz	K ₂ CO ₃	80	0.25	75	–	100
2	HPOzK	–	80	20	89	0.13	0
3	HPOzK	–	100	20	88	0.15	0
4	HPOzK	–	120	20	91	0.11	0
5	HPOzK	–	120	30	84	0.12	0
6	HPOzK	–	150	10	96	–	100
7	HPOzK	–	180	1	71	–	100

^a Polymerizations were carried out in NMP at a concentration of 25%.

^b η_{sp}/C was measured in DMAc at a concentration of 0.5 g dL⁻¹ and 25°C.

^c Insoluble part in NMP.

(0.24 g). T_g : 246°C. Anal. Calcs. for C₁₄H₅O₂N₂F₅: C, 54.56; H, 1.31; N, 9.09. Found: C, 50.31; H, 1.79; N, 8.04. IR(KBr) (cm⁻¹): 2918 (aromatic C–H), 1229 (aromatic –C–O–C–), 1654 (1,3,4-oxadiazole C=N), 993 (1,3,4-oxadiazole –C–O–C–). Polymerizations in solid-state under other conditions were also carried out by the similar procedure.

RESULTS AND DISCUSSION

HPOz possesses the electron-withdrawing 1,3,4-oxadiazole ring directly connected to 2,3,4,5,6-pentafluorophenyl moiety, and therefore, three aromatic carbons of one para position and two ortho positions to 1,3,4-oxadiazole ring might be more reactive toward the nucleophilic attack by a phenoxide moiety in itself. The activating 1,3,4-oxadiazole ring can also accept a negative charge lowering the activation energy for the displacement through a Meisenheimer complex as shown in Scheme 2. ¹⁹F-NMR spectroscopy can be used to probe the π -electron density at the actual site and it is a sensitive tool in regards to the nucleophilic aromatic substitution.^{25–27} ¹⁹F chemical shift is corresponding to the π -electron density and the fluorine shifting lower field is more reactive for nucleophilic substitution due to higher electrophilicity. Chemical shifts of fluorine atoms attached to the phenyl group at para and ortho positions to 1,3,4-oxadiazole were –144.7 ppm and –132.8 ppm, respectively. This result suggests that p-electron density at the ortho carbons is lower than the para carbon, and the ortho carbons possess higher reactivity than the para carbon in HPOz. The optimization of the polymerization condition is necessary to prevent the reaction at ortho positions leading to crosslinking for preparation of the soluble F-PEOz.

Solution polymerization

Nucleophilic aromatic substitution polymerizations are generally carried out in aprotic polar solvents in the presence of bases. First, polymerizations were

carried out in NMP at a concentration of 25%. Results of the solution polymerization are presented in Table I. Potassium carbonate was used to convert the phenol moiety into the more reactive anion. Toluene was used during the initial stages of the polymerizations to remove water generated by phenoxide formation as toluene azeotrope. Crosslinking reaction occurred even at 80°C and polymers became totally insoluble into NMP after 15 min (run no. 1). When toluene was entirely removed from the mixture, temperature was raised over 120°C, which was higher than the polymerization temperature. This high temperature might cause the crosslinking reaction. To avoid the crosslinking reaction at high temperature, HPOzK, which was prepared from HPOz and potassium hydroxide before the polymerization, was used as a monomer. The soluble polymers were obtained at 80–120°C for 20 h. The usefulness of solution viscosity has been generally recognized as a measure of polymer molecular weight. Solution viscosity is basically a measure of the size or extension in space of polymer molecules and it is empirically related to molecular weight. The η_{sp}/C is used as a measure of polymer molecular weight in this study. The values of η_{sp}/C were in the range of 0.11–0.15 dL g⁻¹. The η_{sp}/C of the polymers prepared at 120°C for 30 h was 0.12 dL g⁻¹ (run no. 5), and it did not increase with time. The obtained polymers possess low molecular weight. Insoluble polymer was formed quantitatively at 150°C (run no. 6), and it was formed only for 1 h at 180°C (run no. 7). The soluble polymers were not obtained at all at higher temperature than 150°C.

Solid-state polymerization

It was quite difficult to prepare the soluble F-PEOz by the solution polymerization due to the crosslinking reaction. If the mobility of the molecules is restricted during polymerization, it is expected that the crosslinking reaction caused by the reaction at

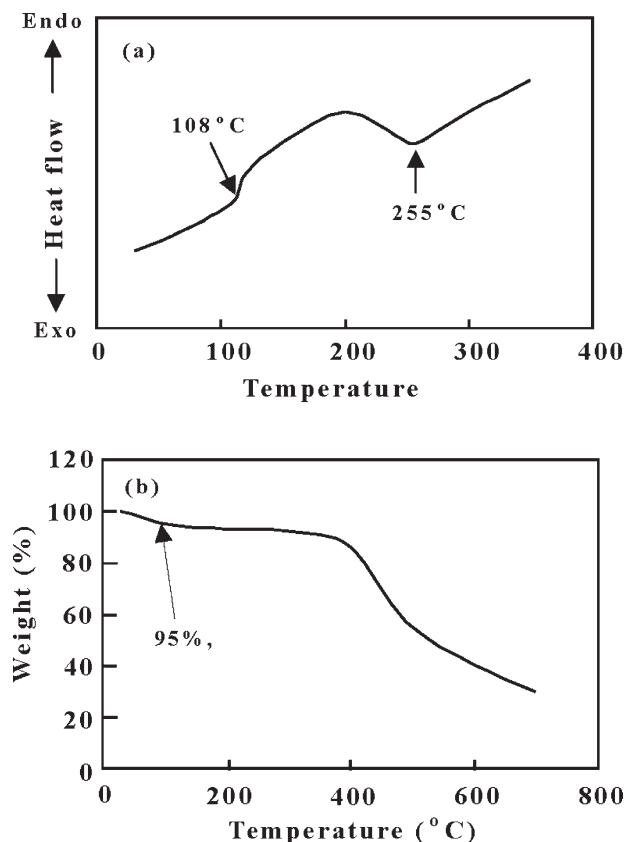


Figure 1 DSC (a) and TGA (b) thermogram of HPOzKs measured at a scanning rate of $10^{\circ}\text{C min}^{-1}$ in N_2 .

not only para but ortho positions, as discussed above, is slightly inhibited by the effect of steric hindrance. Thermal behaviors of HPOzK were measured on a DSC and a TGA as shown in Figure 1. A broad endothermic peak was observed from 108 to 255°C on heating in a DSC profile, which was not contributed to a melting behavior. Liquefaction was not observed, and therefore, certain endothermic reaction might occur in solid state. In a TGA profile, 5% weight loss was observed up to 102°C, whereas no weight loss was recorded from 110 to 380°C. On the basis of these results, an endothermic reaction

recorded on a DSC is not a decomposition reaction, and it is likely the polymerization. Based on these results, polymerizations of HPOzK were carried out without solvents. Results of the solid-state polymerization are presented in Table II. Polymerization at 120°C for 20 h gave soluble F-PEOz with the yield of 47% and the η_{sp}/C of 0.22 dL g^{-1} (run no. 8). The molecular weight was higher than that prepared at 120°C for 20 h in NMP. Although the yield increased by the polymerization for 30 h, the η_{sp}/C was almost constant. The polymerization at 150°C for 10 h gave soluble F-PEOz with the yield of 75% and the η_{sp}/C of 0.27 dL g^{-1} (run no. 10). Although the η_{sp}/C of polymers soluble in NMP increased to 0.74 dL g^{-1} , the polymers obtained at 150°C for 20 h contained 40% insoluble part (run no. 11). The polymerization at 180°C for 1 h gave soluble F-PEOz with the yield of 84% and the η_{sp}/C of 0.66 dL g^{-1} (run no. 12). Chemical structure of the F-PEOz obtained in run no. 12 was analyzed by ^1H , ^{19}F -NMR, and IR spectroscopy. The NMR and IR spectra were shown in Figures 2 and 3, respectively. In ^1H -NMR spectrum of F-PEOz prepared for 1 h, two broad peaks were detected at δ of 7.9 and 7.3 ppm corresponding to aromatic protons at ortho and meta positions, respectively, to a 1,3,4-oxadiazole ring. The peak of phenolic OH in HPOz was not observed. In the ^{19}F -NMR spectrum, two large peaks were detected at δ of -132.5 and -149.1 ppm corresponding to aromatic fluorine atoms at ortho and meta positions, respectively, to a 1,3,4-oxadiazole ring. However, five small peaks were observed at δ of -134.4 , -142.5 , -152.9 , -156.4 , and -164.8 ppm. The appearance of these peaks suggests that the substitution reaction also occurred at ortho positions and the polymer contains branched structures. This branched structure makes the peaks of aromatic protons broader. In the IR spectrum of F-PEOz prepared for 1 h, characteristic bands were detected at 1229 cm^{-1} (aromatic $-\text{C}-\text{O}-\text{C}-$), 1654 cm^{-1} (1,3,4-oxadiazole $\text{C}=\text{N}$) and 993 cm^{-1} (1,3,4-oxadiazole $-\text{C}-\text{O}-\text{C}-$). The broad peak at $3060\text{--}2630 \text{ cm}^{-1}$ corresponding to phenolic

TABLE II
Results of Solid-State Polymerization of HPOzK

Run no.	Polymerization condition		Yield (%)	$\eta_{\text{sp}}/C^{\text{a}}$ (dL g^{-1})	Insoluble part ^b (wt %)
	Temperature ($^{\circ}\text{C}$)	Time (h)			
8	120	20	47	0.22	0
9	120	30	70	0.17	0
10	150	10	75	0.27	0
11	150	20	77	0.74 ^c	40
12	180	1	84	0.66	0
13	180	2	91	0.36 ^c	70

^a η_{sp}/C was measured in DMAc at a concentration of 0.5 dL g^{-1} and 25°C .

^b Insoluble part into NMP.

^c η_{sp}/C of polymers soluble in NMP.

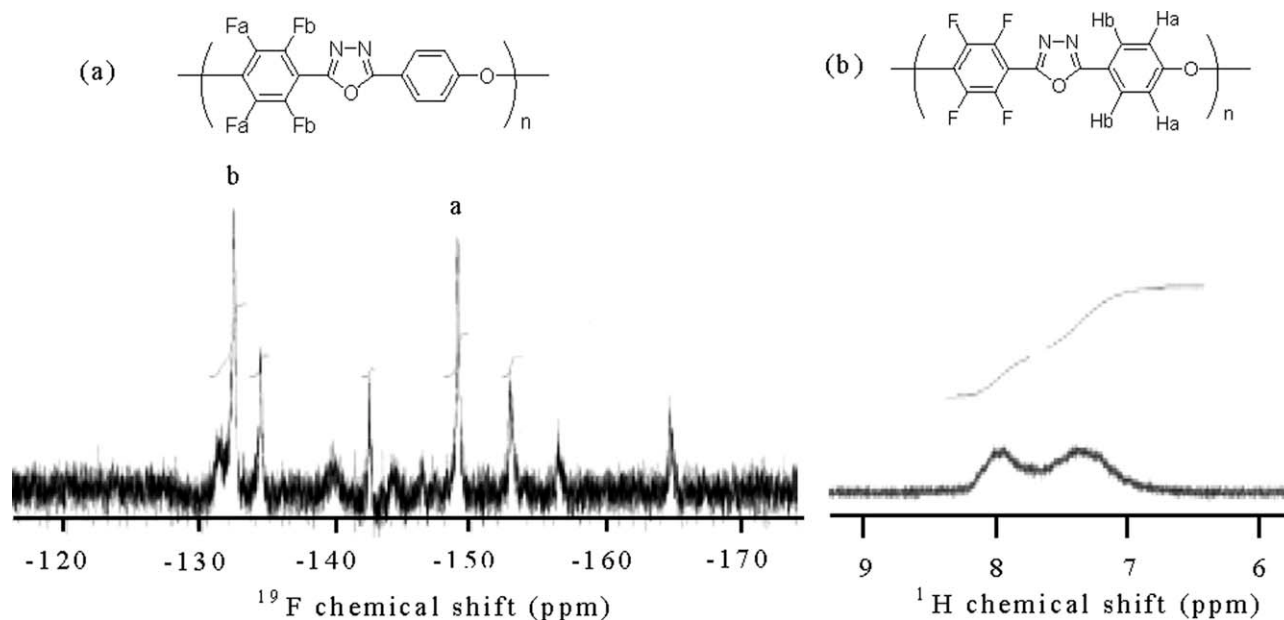


Figure 2 ^{19}F (a) and ^1H -NMR (b) spectra of F-PEOz prepared in solid-state at 180°C for 1 h (run no. 12). Spectra were measured in $\text{DMSO-}d_6$.

OH of HPOz disappeared entirely after the polymerization. These spectra show that the nucleophilic aromatic substitution was occurred to form the ether linkage mainly at the carbons para to a 1,3,4-oxadiazole

ring in HPOz. However, the reaction at the carbons ortho to a 1,3,4-oxadiazole ring could not be prevented completely and the resulting F-PEOz contained branched structures.

HPOzK was yellow powders as shown in Figure 4. The powders changed to orange, white, and pale gray during the polymerization. The yield, the η_{sp}/C of the part soluble in NMP and the content of insoluble part were examined in the course of the polymerization of HPOzK at 180°C . The results were plotted as a function of time as shown in Figure 5. The yield increased with time and it became constant at 90% until 1.5 h. The

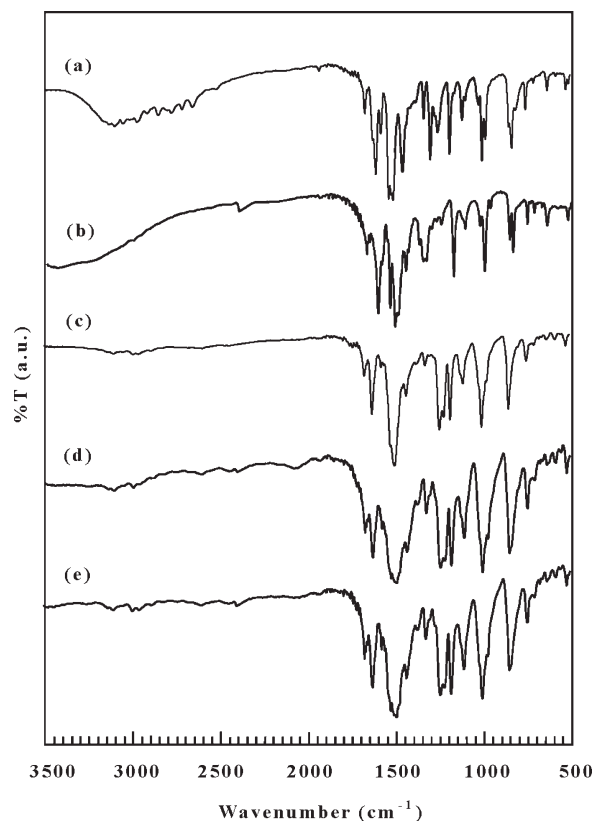


Figure 3 IR spectra of (a) HPOz, (b) HPOzK, and F-PEOz prepared in solid-state at 180°C for (c) 0.5 h, (d) 1 h, and (e) 3 h.




Figure 4 Polymerization features in solid state during polymerization at 180°C for (a) 0 min (HPOzK), (b) 0.5 min, (c) 5 min, and (d) 1 h. [Color figure can be viewed in the online issue, which is available at www.interscience.wiley.com.]

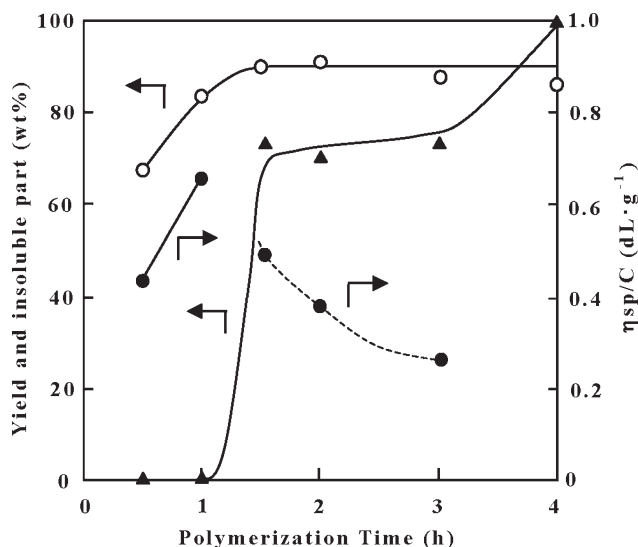


Figure 5 Plots of yield (O), insoluble part (Δ), and reduced viscosity (●) of F-PEOz as a function of polymerization time. Polymerizations were carried out in solid-state at 180°C. Reduced viscosities after 1.5 h were those of soluble parts.

η_{sp}/C also increased until 1 h. The polymer prepared for 1 h was entirely dissolved in NMP, but over 70% of the polymers became insoluble after 1.5 h. The cross-linking reaction rapidly took place from 1 to 1.5 h to form insoluble polymers. The η_{sp}/C of the soluble parts decreased with time after 1.5 h and all of the polymers became insoluble after 4 h. Change in IR spectrum was presented in Figure 3. The spectrum of F-PEOz prepared for 0.5 h is basically identical with that for 1 h. However, the bands from 1550 to 1400 cm^{-1} , which are the stretching of aromatic ring, became broader with time. This broadening is caused by the crosslinking reaction. WAXS profiles were shown in Figure 6. HPOzK has a reflection peaks at 2θ of 11.7°, 14.9°, 25.7°, 27.0°, and 27.8°, and they were crystalline. After 0.5 h,

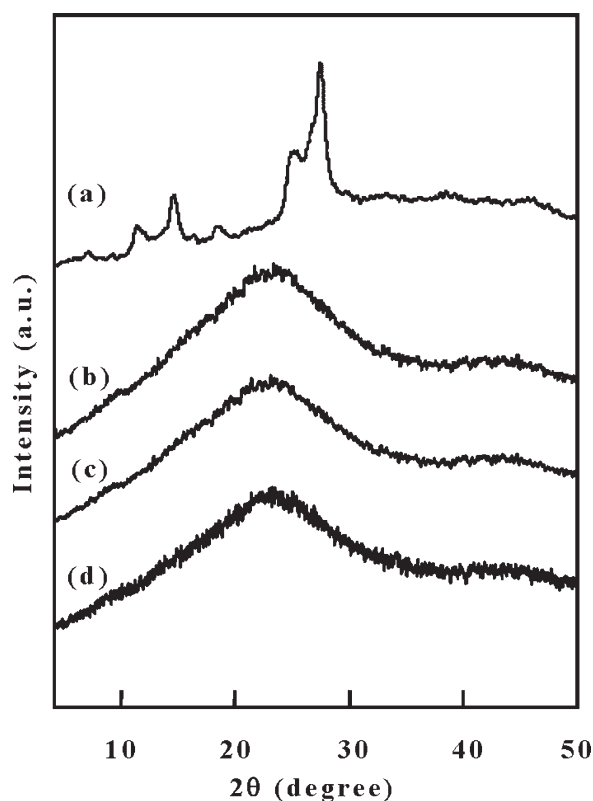


Figure 6 WAXS intensity profiles of (a) HPOzK, F-PEOz prepared in solid-state at 180°C for (b) 0.5 h, (c) 1 h (run no. 12), and (d) 3 h.

the reflection peaks of HPOzK disappeared and broad halo contributed from amorphous region was only visible from 2θ of 10–40°. The solids lost the crystallinity and the polymerization continued to proceed in amorphous phase. This polymerization did not take place topochemically. Change in the surface morphology of F-PEOz was observed before and after washing with water. As shown in Figure 7, many small particles of which the size was about 50 nm were clearly observed




Figure 7 Morphology of surface on F-PEOz prepared in solid-state at 180°C for 1 h (a) before and (b) after washing.

on the surface of polymers before washing (as polymerized). However, they were disappeared after washing with water and many craters were observed on the surface, of which the size was approximately equal to the size of the particles. The potassium fluoride salts produced by the polymerization seem to precipitate as fine particles within the polymer matrix. They could be removed by washing with water, so that porous polymer surface remained. It has been reported that the high lattice energy of the alkali halide was a strong driving force for nucleophilic substitution to form poly(hydroxymethylbenzoic acid).²⁹ The similarity of this polymerization reaction to the solid-state polymerization of HPOzK suggests that the formation of potassium fluoride is likely a driving force of polymerization.

Properties of F-PEOz

Quantitative solubility of the F-PEOz was determined in excess of solvents at 25°C. F-PEOz was dissolved into polar aprotic solvents such as DMAc and NMP, whereas insoluble into toluene, acetone, and THF. The incorporation of 2,3,5,6-tetrafluoro-1,4-phenylene moiety into the polymer structures enhanced the solubility due to the lower interaction between polymer chains. Glass transition temperature (T_g) of F-PEOz was 246°C and F-PEOz did not exhibit any endothermic events (e.g., melting behavior). As discussed with WAXS, F-PEOz was an amorphous polymer. Temperature of 10% weight loss in nitrogen atmosphere evaluated by TGA was 405°C. The char yield at 600°C in nitrogen atmosphere was 46%. The temperature of 10% weight loss of HPOzK was recorded at 390°C and its char yield at 600°C was 40% as shown in Figure 1. Thermal stability of F-PEOz is slightly higher than that of HPOzK, which is a monomer. This fact implies that the solid-state polymerization occurred during the measurement of DSC. F-PEOz possessed good thermal stability. Water contact angle was measured on the surfaces of the film. The contact angle of F-PEOz film was 93.9° and the F-PEOz was hydrophobic due to the existence of fluorine atoms.

CONCLUSIONS

Although only low molecular weight or crosslinked F-PEOz was obtained by the solution polymerization with base, fully soluble F-PEOz was successfully synthesized by the solid-state polymerization of HPOzK at 180°C for 1 h with the yield and the η_{sp}/C of 84% and 0.66 dL g⁻¹, respectively. The obtained polymer was mainly para-connected structure but ortho positions also reacted, and it was a branched structure. The longer polymerization time gave insoluble polymers due to the crosslinked structure. From the WAXS measurements, the solid-state polymerization did not take place topochemically, and it

occurred in amorphous state. The crosslinking reaction leading to the formation of insoluble polymer was inhibited by the solid-state polymerization. The obtained F-PEAs showed excellent solubility and exhibited high T_g of 246°C. They showed good thermal stability and hydrophobicity due to the incorporation of 2,3,5,6-tetrafluoro-1,4-phenylene moiety.

The authors thank Mr. Kazushi Omote of Nippon Shokubai Co., Ltd. for his support in utilization of NMR measurements.

References

1. Bruma, M.; Fitch, J. W.; Cassidy, P. E. *J Macromol Sci Rev Macromol Chem Phys* 1996, 36, 119.
2. Cassidy, P. E. *J Macromol Sci Rev Macromol Chem Phys* 1994, 34, 1.
3. Cassidy, P. E.; Aminabhavi, T. A.; Farley, J. M. *J Macromol Sci Rev Macromol Chem Phys* 1989, 29, 365.
4. Tullios, G. L.; Cassidy, P. E. *Macromolecules* 1991, 24, 6059.
5. Kimura, K.; Tabuchi, Y.; Yamashita, Y.; Cassidy, P. E.; Fitch, J. W.; Okumura, Y. *Polym Adv Technol* 2000, 11, 757.
6. Mercer, F. W.; Fone, M. M.; Reddy, V. N.; Goodwin, A. A. *Polymer* 1997, 38, 1989.
7. Liu, F.; Ding, J.; Li, M.; Day, M.; Robertson, G.; Zhou, M. *Macromol Rapid Commun* 2002, 23, 844.
8. Jianfu, D.; Futian, L.; Mei, L.; Michael, D.; Ming, Z. *J Polym Sci Part A: Polym Chem* 2002, 40, 4205.
9. Kim, J. P.; Kang, J. W.; Kim, J. J.; Lee, J. S. *J Polym Sci Part A: Polym Chem* 2003, 41, 1497.
10. Frazer, A.; Sarasohn, I. M. *J Polym Sci* 1966, 1, 1649.
11. Frazer, A.; Wallenburger, F. T. *J Polym Sci* 1964, 2, 1147.
12. Frazer, A.; Wallenburger, F. T. *J Polym Sci* 1964, 2, 1181.
13. Liou, G.-S.; Yen, H.-J.; Su, Y.-T.; Lin, H.-Y. *J Polym Sci Part A: Polym Chem* 2007, 45, 4352.
14. Schulz, B.; Janietz, S. *Curr Trends Polym Sci* 1996, 1, 1.
15. Thesen, M. W.; Krueger, H.; Janietz, S.; Wedel, A.; Graf, M. *J Polym Sci Part A: Polym Chem* 2010, 48, 389.
16. Mormile, P.; Petti, L.; Gillo, M.; Laurienzo, P.; Malinconico, M.; Roviello, A.; Lipson, S.; Blau, W. J. *Mater Chem Phys* 2003, 77, 945.
17. Grabiec, E.; Kurcok, M.; Schab-Balcerzak, E. *J Phys Chem A* 2009, 113, 1481.
18. Hamciuc, C.; Hamciuc, E.; Ipate, A. M.; Okrasa, L. *Polymer* 2008, 49, 681.
19. Sava, I.; Ronova, I.; Bruma, M. *Polym J* 2006, 38, 940.
20. Lozinskaya, E. I.; Shaplov, A. S.; Kotseruba, M. V.; Komarova, L. I.; Lyssenko, K. A.; Antipin, M. Y.; Golovanov, D. G.; Vygodskii, Y. S. *J Polym Sci Part A: Polym Chem* 2005, 44, 380.
21. Hsiao, S.-H.; Liou, G.-S. *Polym J* 2002, 34, 917.
22. Bottino, F. A.; Di Pasquale, G.; Iannelli, P. *Macromolecules* 2001, 34, 33.
23. Hamciuc, C.; Schulz, B.; Bruma, M. *Angew Makromol Chem* 1996, 235, 111.
24. Mercer, F. W. *High Perform Polym* 1993, 5, 69.
25. Sato, N.; Masaki, S.; Tanaka, K.; Yamazaki, S.; Kimura, K.; Nishichi, A. *J Polym Sci Part A: Polym Chem* 2007, 45, 2855.
26. Masaki, S.; Sato, N.; Nishichi, A.; Yamazaki, S.; Kimura, K. *J Appl Polym Sci* 2008, 108, 498.
27. Herzberg, O.; Epple, M. *Eur J Inorg Chem* 2001, 16, 1395.
28. Epple, M.; Kirschnick, H. *Chem Ber* 1997, 129, 1123.
29. Schwarz, K.; Epple, M. *Macromol Chem Phys* 1999, 200, 2221.
30. Epple, M.; Kirschnick, H. *Liebigs Ann Chem* 1997, 11, 81.
31. Herzberg, O.; Ehrenberg, E.; Kitchin, S. J.; Harris, K. D. M.; Epple, M. *J Solid State Chem* 2001, 156, 61.
32. Herzberg, O.; Epple, M. *Macromol Chem Phys* 1999, 200, 2662.